

On-line Tee Time Booking will be available for Spring golf!

Please take some time to practice booking tee times, so when spring arrives you will be ready to go!

Features:

- There will be a button on the Club's website home page (next to the calendar button) that says "Book Tee Time"
- Book your tee time from your cell phone, laptop, desktop computer or stop in the golf shop. There will be a bookmark/icon on the computers in the Handicap Room for members to use.
- You can now book a tee time 14 days out
- Do you have a group you regularly golf with? You can set up a "Buddy List"
- Receive an email confirmation of your reserved tee time
- See who is golfing. If the word "available" is shown, you are welcome to sign up for that day and time and join that group.
- You have 10 minutes to complete the booking/reservation process – you can see the time remaining at the top of the page. If you take longer than 10 minutes, it will tell you that your transaction has expired, and you will need to re-login and begin again.

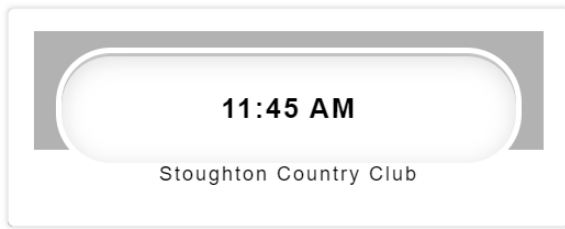
How will this work?

- Visit, **and bookmark**, Stoughton Country Club (<https://www.stoughtoncountryclub.com>) website
 - How to bookmark a website page:
 - On the far right, click on the three stacked (vertical) dots
 - Select "bookmarks"
 - Select "bookmark this tab" – you can choose to add it to your bookmark bar
- Select/click "Book Tee Time" button
- Here is an example of what you will see:

Monday August 16	Tuesday August 17	Wednesday August 18	Thursday August 19	Friday August 20	Saturday August 21	Sunday August 22
4:15 PM Stoughton Country Club Available Available Available Available	4:22 PM Stoughton Country Club Available Available Available Available	4:30 PM Stoughton Country Club Available Available Available Available	4:37 PM Stoughton Country Club Available Available Available Available			
4:45 PM Stoughton Country Club Available Available Available Available	4:52 PM Stoughton Country Club Available Available Available Available	5:00 PM Stoughton Country Club Available Available Available Available	5:07 PM Stoughton Country Club Available Available Available Available			

- Find the day you are wanting to schedule a tee time (days of week are found above times)
- Find your desired time
- Select/click the word “Available”
- Here is an example of what you will see (“Select Players and Holes”):

Select Players and Holes



Number of Players

1 Player

2 Players

3 Players

4 Players

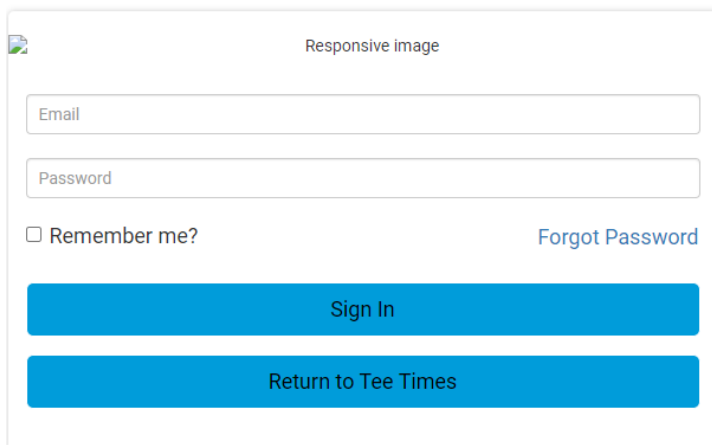
Number of Holes

9 Holes

18 Holes

Close Next

- Select/click the Number of Players (It is defaulted to 4 players; select desired number)
- Select/click the Number of Holes desired to play (It is defaulted to 18 holes; you may select 9)
 - *Please note:* If tee times are reserved, or blocked for events and outings, you will not be given the option to book that day/time.
- Select/click “Next”
- Here is an example of what you will see:



- Enter your member log in information (same as log in for monthly statement)

- Here is an example of what you will see:

Stoughton Country Club

5:00 PM Monday, 23 August 2021
9 minute(s) left to checkout.

Holes
Players

9 Holes

18 Holes

1

2

3

4

Riders : 0 1 2 3 4

Player 1:

Player 2: Guest

Player 3: Guest

Player 4: Guest

Qty.	Item Desc.
1	Green Fees
3	Green Fees

Reserve

Cancel

- Player 1 will show as you (your name)
- You can set up/manage your buddy list. Select the drop-down arrow under player option or go to your name (upper right-hand area) and select “Buddy Management”.
- Select who you want in your group (Player 2, 3, 4)
 - Type name of player(s) in box
 - Names added to your Buddy List will be available for you to select.
 - If you want to bring a guest, select/click the “Guest” button – it will place your name in the guest player spot, you can remove that and type in the guest’s name.
- Select the number of Riders - Select the number of players that need to use one of our carts. (Example: Test Test and Brad have their own cart; Carrie and Melissa need a cart)

- Here is an example of what you will see:

Stoughton Country Club

9:45 AM Tuesday, 24 August 2021
1 minute(s) left to checkout.

Holes
Players

9 Holes

18 Holes

1

2

3

4

Riders : 0 1 2 3 4

Player 1:

Player 2: Guest

Player 3: Guest

Player 4: Guest

Qty.	Item Desc.
1	Green Fees
3	Green Fees
2	Cart Fee

Reserve

Cancel

- Select/click “Reserve”
- Here is an example of what you will see:

Stoughton Country Club

3:52 PM

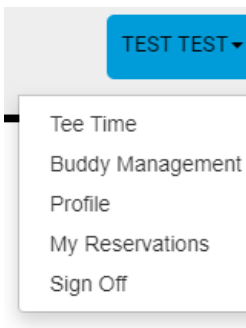
23/08/2021

Qty.	Item Desc.
1	Green Fees
3	Green Fees
2	Cart Fee

Booking Successful
Confirmation Email has been sent
Confirmation Key # 000007

[Return to Tee Times](#)

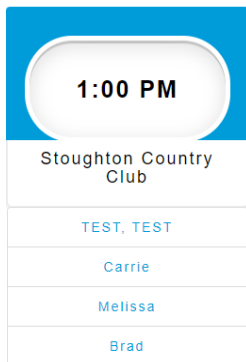
- You were successful in booking your tee time!
- You will receive a confirmation email.
- You can now select “Return to Tee Times” or log off or look at “My Reservations”
 - You can find log off or look at “My Reservations” by going to the box in the upper right-hand corner. It will look like this (it will have your name); select the down arrow for options:



If you select “My Reservations”, you will see this:

Player Search							
Edit	Source	Date	Start Time	Course	Holes	Player(s)	Confirm Key
		Sep 08, 2021	1:00 PM	Stoughton Country Club	18	4	000009

On the tee sheet it will look like this:



1:00 PM
Stoughton Country Club
TEST, TEST
Carrie
Melissa
Brad

Call the office if you do not have an email and password set up; again, this is the same log on information you use to access your member account/statement.

Please be patient with us as we transition to the on-line tee time system.